



## Rapid ARC Test 0.1 Report


### Reference Image(s)




## Reference Image(s)



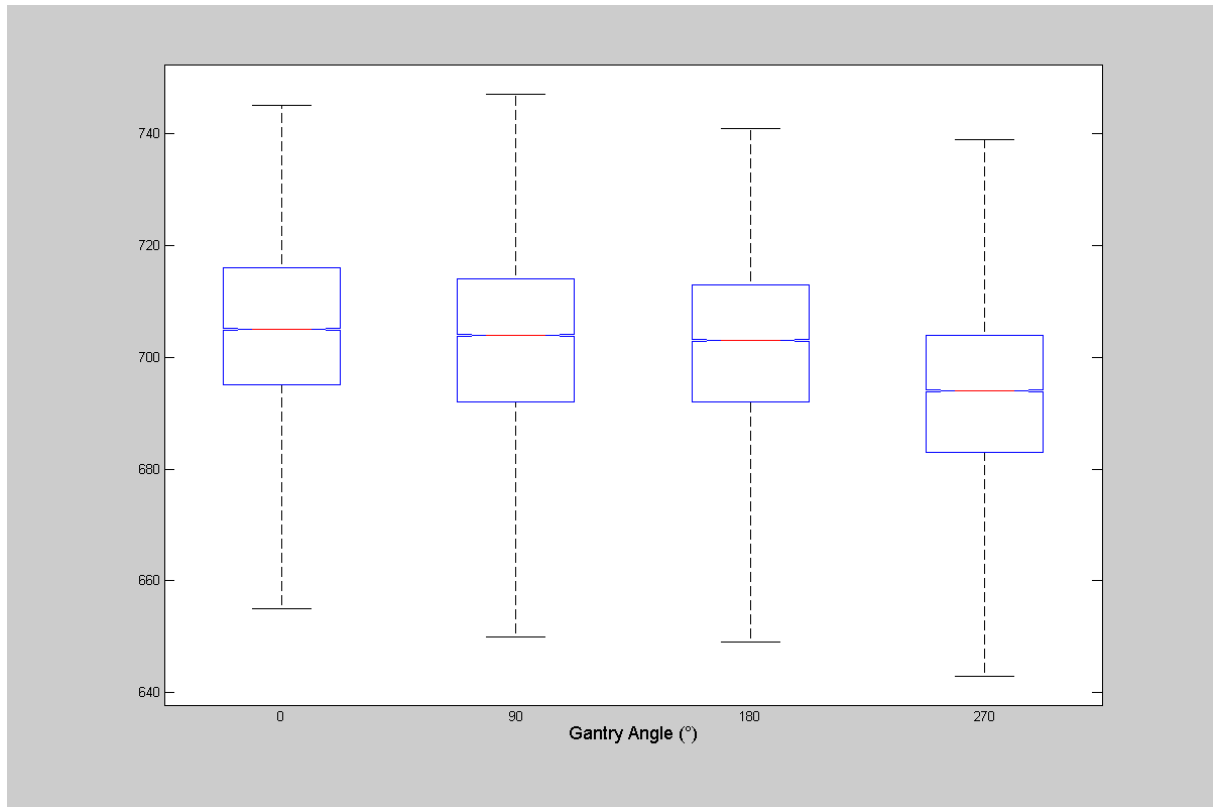
### Uniformity (Max Tol. =20%)



### Normalized Standard Deviation



## Comparison of Pixel Distributions



## Area Statistics

	<b>0</b>	<b>90</b>	<b>180</b>	<b>270</b>
File	RA_Test_0_1_0	RA_Test_0_1_90	RA_Test_0_1_180	RA_Test_0_1_270
Maximum	745	747	741	739
Minimum	655	650	649	643
Median	705	704	703	694
Std. Dev.	15.0957	15.4966	15.202	15.2199
Norm. SD	0.021412	0.022012	0.021624	0.021931
Uniformity	6.4286	6.9435	6.6187	6.9465
Uniform. Pass/Fail	Pass	Pass	Pass	Pass

## Settings

SID	100 cm
Delta X	5%
Delta Y	±2.1%
Uniformity Tolerance	20%